



Chuck Broerman  
El Paso County Clerk and Recorder

August 14, 2018

# DRIVES rollout

- Saturday August 4<sup>th</sup> –Soft start
  - 7 am to 1 pm-serviced ~400 customers
    - Full counter line-4 SME experts-4 DRIVES staff
- Monday August 6<sup>th</sup>- Friday 10<sup>th</sup> Opened hour early 7:00 am
  - Most days we were still working until 6:30-7:00 pm
  - New System would not take credit card payments Monday/Tuesday
  - Tuesday-Fort Carson (Hailstorm) and Powers office (printers) closed
  - Kiosk took a heavy load of customers out of our office
- Saturday August 11<sup>th</sup> opened 7:00 am-4 pm
  - 813 customers

# Opportunities to succeed

- ~10,000 customers to work back in the flow
- Two back-to-back hailstorms
  - >5,000 pcs of title work in backlog and growing rapidly
- 12,000 address mismatches created by the State conversion process
- Overtime/Temps

# Elections-Voter Service and Polling Centers / Mail ballot drop boxes

- Required to have 26-up from the requirement of 23 due to population growth
- We plan for two extra VSPCs
- Public comment period early this year
- Met with interested parties for input

# Requirements

- According to Colorado law, a VSPC location must meet the following criteria to be eligible for consideration:
- Available for Clerk and Recorder use anywhere from 9-25 days preceding the November 6, 2018 election
- Secure computer access
- Secure internet access
- Sufficient electrical power for the equipment
- Minimum 1,600-2,000 sq. ft.
- Accessible for people with disabilities
- Sufficient public parking spaces (preferably free)
- Close proximity to public transportation lines
- A public location that typically services a significant number of people
- Geographically diverse to maximize coverage throughout the county
- Suitable restrooms for staff and voters

# Phase 1 Locations

## **Location Open October 15 through October 19, 2018:**

- Main Office, Citizens Service Center

## **Locations Open October 22 - November 6, 2018:**

- Remaining 4 Motor Vehicle Branches
- Monument Town Hall Building
- The Independence Center
- Falcon Fire Department
- Zalman Center
- Fountain Police Station
- Citadel Mall
- Chapel Hills Mall
- DOT - Hazardous Waste Facility
- Donald Wescott Fire Protection District
- Sand Creek Library
  
- **Phase I -- Hours of Operation**  
Monday-Friday: 8:00 a.m. – 5:00 p.m. (through November 2)
  
- Saturday October 27 and November 3: 8:00 a.m. - 1:00 p.m.
  
- Monday, November 5: 7:00 a.m. - 7:00 p.m.
  
- Tuesday, November 6: 7:00 a.m. - 7:00 p.m.
  
- 1110 hours of service

# Phase 2 Locations

## **Locations Open November 5 and 6, 2018:**

- East Library
- Regional Building
- Manitou Springs - City Hall
- Corpus Christi Parish Hall
- Norris Penrose Event Center
- DOT Substation – Calhan
- St. Dominic Catholic Church
- Vista Grande Baptist Church
- Black Forest Fire Department
- SA Wilson
- Victory World Outreach
- The Barn - Woodmoor Community Center
- Library 21c

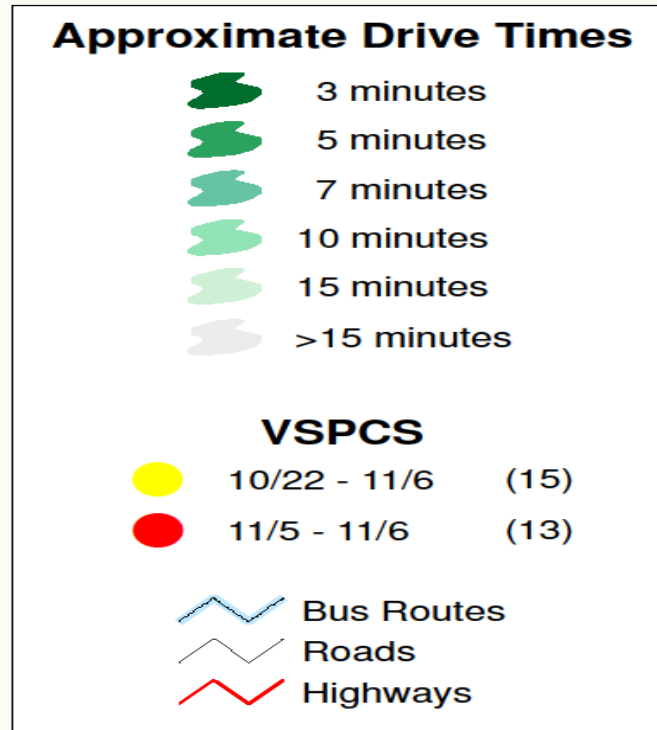
## • **Phase II -- Hours of Operation**

Monday, November 5: 7:00 a.m. - 7:00 p.m.

- Tuesday, November 6: 7:00 a.m. - 7:00 p.m.

- 312 hours of service for phase 2, 1422 hours total

# Voter Service Polling Center Locations



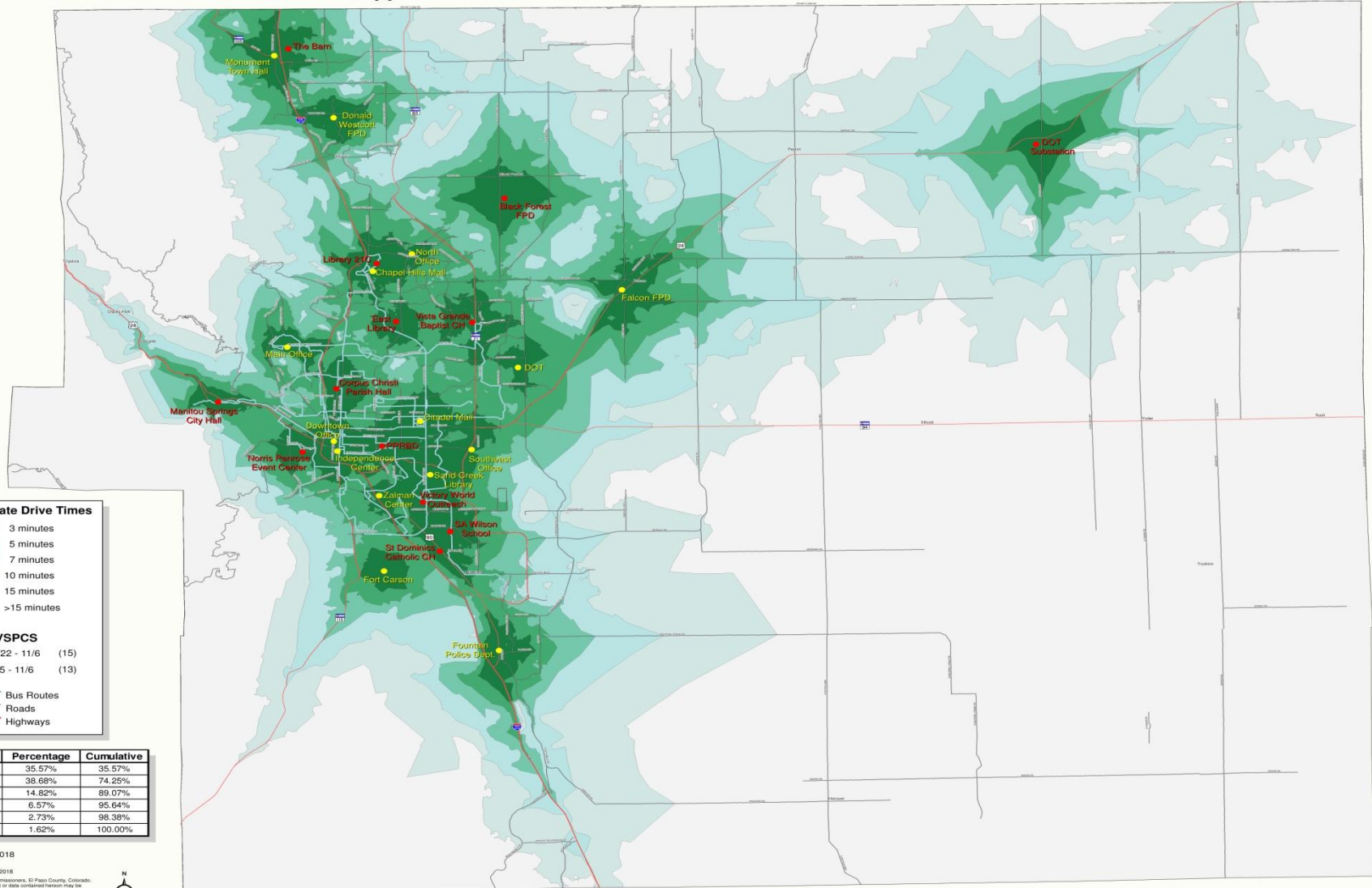
Drive Time	Voters	Percentage	Cumulative
0 - 3	139,330	35.57%	35.57%
3 - 5	151,481	38.68%	74.25%
5 - 7	58,063	14.82%	89.07%
7 - 10	25,735	6.57%	95.64%
10 - 15	10,704	2.73%	98.38%
> 15	6,348	1.62%	100.00%



# Voter Service Polling Center Locations



Approximate Drive Times for the 2018 General VSPC Locations



**Approximate Drive Times**

- 3 minutes
- 5 minutes
- 7 minutes
- 10 minutes
- 15 minutes
- >15 minutes

**VSPCS**

- 10/22 - 11/6 (15)
- 11/5 - 11/6 (13)

Bus Routes  
 Roads  
 Highways

Drive Time	Voters	Percentage	Cumulative
0 - 3	139,330	35.57%	35.57%
3 - 5	151,481	38.68%	74.25%
5 - 7	58,063	14.82%	89.07%
7 - 10	25,735	6.57%	95.64%
10 - 15	10,704	2.73%	98.38%
> 15	6,348	1.62%	100.00%

Active Voters as of July 12, 2018

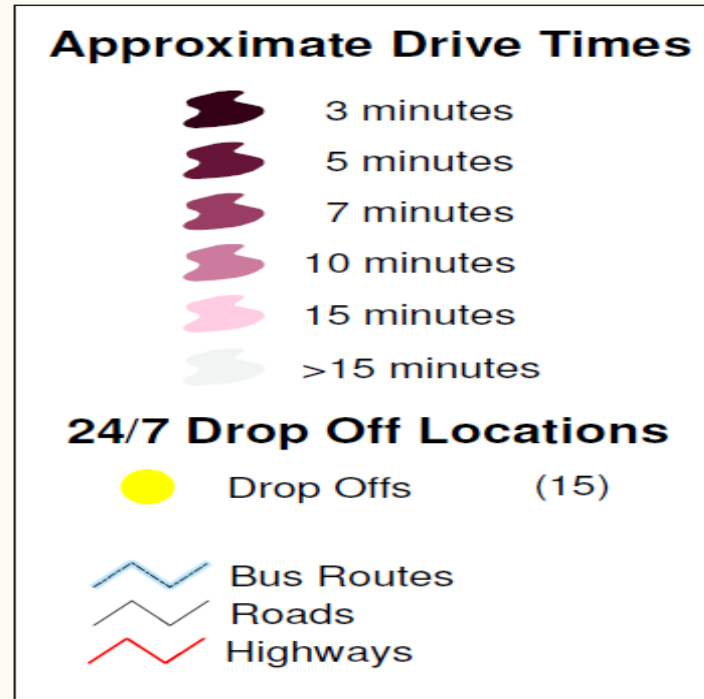
August 1, 2018  
 COPYRIGHT 2018 by the Board of County Commissioners, El Paso County, Colorado. All rights reserved. No part of this document or data contained herein may be reproduced, stored in a retrieval system, or transmitted in any form or by any means, electronic, mechanical, photocopying, recording, or by any information storage and retrieval system, without the specific written approval of the Board of County Commissioners, El Paso County, Colorado. This document was prepared from the best data available at the time of printing and is for internal use only. El Paso County, Colorado, makes no claim as to the completeness or accuracy of the data contained herein.



# Mail Ballot Drop Box Criteria (16)

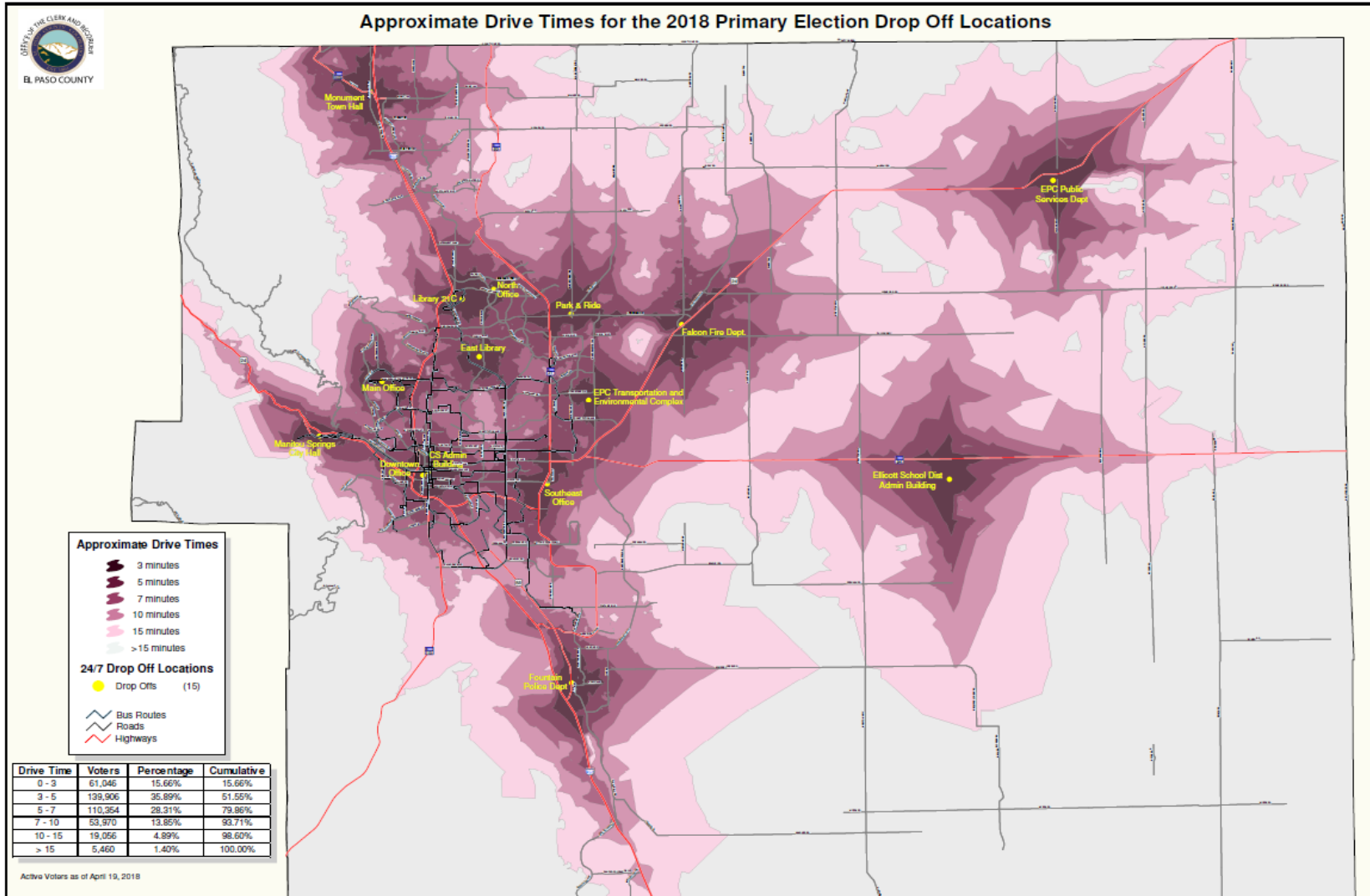
- Time Line: 5 – 6 months
  - Permission to utilize site/location
  - Site Survey
    - Electrical
    - Cameras
  - Determine Traffic (Left Side Drop-off)
  - Construction/development
  - Approximately \$10,000 per box

# Mail Ballots Drop box locations



Drive Time	Voters	Percentage	Cumulative
0 - 3	61,046	15.66%	15.66%
3 - 5	139,906	35.89%	51.55%
5 - 7	110,354	28.31%	79.86%
7 - 10	53,970	13.85%	93.71%
10 - 15	19,056	4.89%	98.60%
> 15	5,460	1.40%	100.00%

# Mail Ballots Drop box locations



# Questions